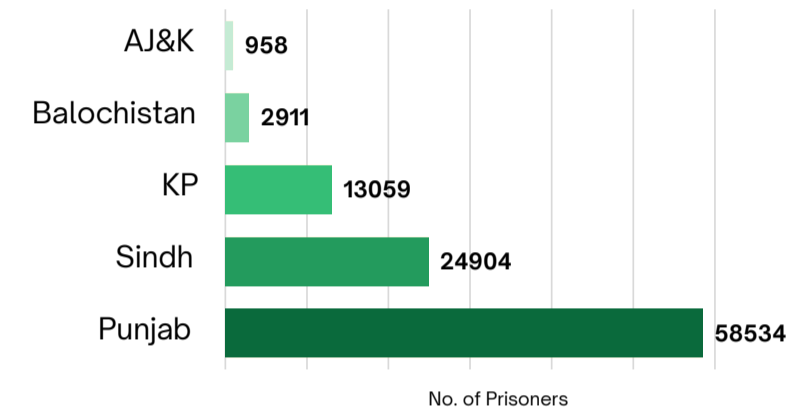


PRISON POPULATION OF PAKISTAN 2023 FACTSHEET



To comprehend the broader challenges inherent in the management of prisons in Pakistan, it is crucial to begin by presenting data on the country's prison population. The following disaggregated data has been shared with Justice Project Pakistan by provincial prisons departments excluding Gilgit-Baltistan.

Figure 1: Prison Population of Pakistan - 2023

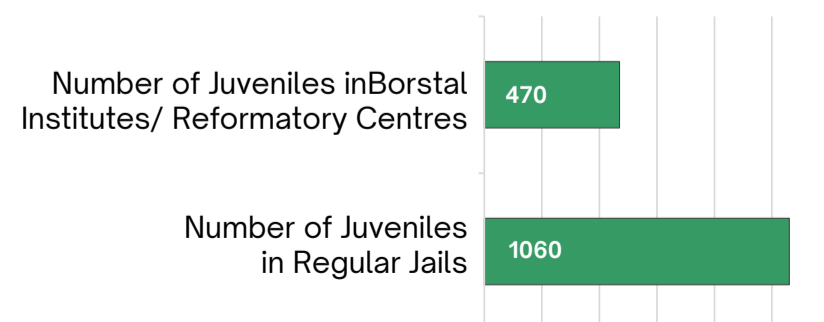


Overall, Pakistan's prison population stands at 100,366 prisoners; whereas, this primary data is gathered from 127 jails of Pakistan including all provinces and AJ&K.

PUNJAB

As of November 2023, jails in Punjab house a total of 58,534 prisoners, making up 58% of the overall prison population of Pakistan. Punjab jails are operating at 159% of its capacity; while, 42,175 individuals (72%) are under-trial, awaiting conviction. Adult males constitute 98.3% of the total prison population, leaving 998 female prisoners in the entire province. Significantly, there are 745 juveniles in detention, of whom 81% are housed in regular prison, while only 144 juveniles have been placed in Borstal Institutes or Juvenile Reformatory Centres. This scenario suggests a notable gap in implementing the Juvenile Justice Systems Act 2018, designed to provide non-custodial measures for juvenile offenders.

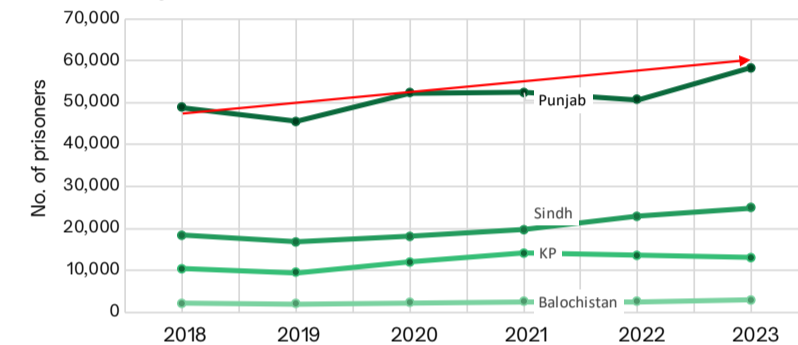
Figure 2: Juvenile Offenders in Pakistani Prison System



Note: As of Nov 2023, only 30.7% juvenile offenders are in Borstal Institutes or Reformatory centres; whereas, 69.3% is in regular prisons.

There are 2,400 prisoners on death row in Punjab, comprising 2,380 men and 20 women. The majority (94%) are facing death sentences for Murder, 1.2% are on death row for Rape, 1% are convicted under the Pakistan Army Act (having been convicted on terrorism charges), 1% under Anti-Terrorism Act (ATA), 1% for Blasphemy, and 0.3% are on death row for Narcotics offences (CNSA).

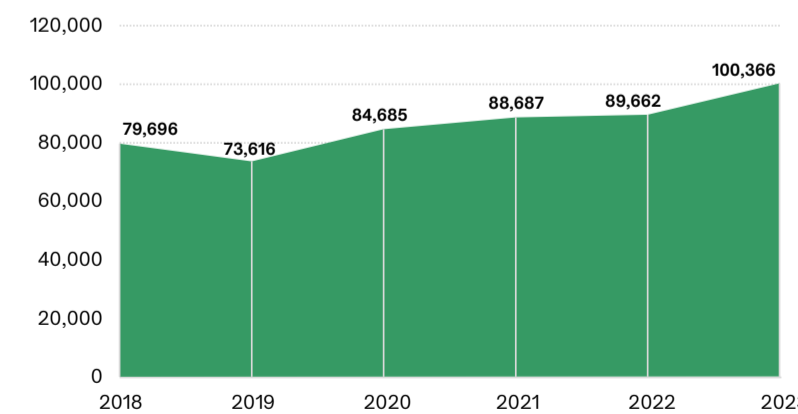
Figure 3: Province-wise Prison Population Trends



SINDH

As of October 2023, Sindh houses a prison population of 24,904 distributed among its 23 operational jails. Of this total, 80% are under-trial prisoners. Overall, Sindh jails are operating at 184% of its capacity. There are 287 female inmates and 407 juveniles. Many of the jails, which were built in the previous century, operate well over capacity; 15 out of 23 functional jails in Sindh are overcrowded. District Prison Malir Karachi, for example, has authorised space for 1800 people but hosts 6,052 inmates, operating at the rate of 336.2% exceeding its capacity by 236.2%.

Figure 4: Prison Population of Pakistan over Years



There are 526 male prisoners on death row in the province while no woman is on death row in Sindh. Out of which, 55% are facing death sentence for Murder, 30% for Dacoity with murder, 6% for Kidnapping & Abduction, 4% for Rape, while 4% are charged under Explosives Act and 1% under Anti Terrorism Act (ATA).

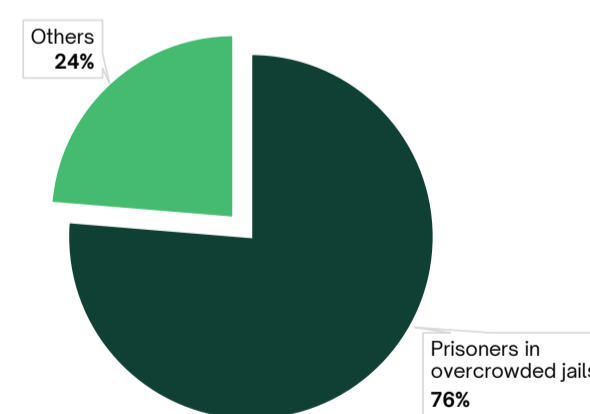
KHYBER PAKHTUNKHWA

As of October 2023, Khyber Pakhtunkhwa has 13,056 prisoners, of which 10,204 (78%) are still under-trial. Moreover, there are 358 juveniles and 160 women in the prisons of Khyber Pakhtunkhwa. The capacity of the province's prisons is 12,160. Therefore, KP jails are operating at 107.4% of its capacity. There are 2,326 death row prisoners in the province, 2297 men and 29 women. The majority (60%) are facing death sentences for murder, 19% are convicted under the Pakistan Army Act (having been convicted on terrorism charges), 16% are on death row for Narcotics offences (CNSA) and 4% are sentenced to death under Anti-Terrorism Act (ATA).

BALOCHISTAN

As per November 2023 statistics, Balochistan's overall prison population stands at 2,874. As of October 2023, the total prison capacity stands at 2,764, with the current prisoner population exceeding this at 2,874, resulting in an operating rate of 105.3%. A notable 62.9% of the incarcerated population, totalling 1,809 individuals, are currently awaiting conviction as under-trial prisoners. While the provincial overcrowding rate of 105.3% is relatively low, Central Jail Gaddani and District Jail Quetta stand out with operating rates of 183.0% and 216.9%.

Figure 5: Inmates imprisoned in overcrowded jails in Pakistan



The prison system houses 20 female under-trial prisoners, 15 female convicted prisoners, and one detainee contributing to a total of 36 women in the province's jails. Moreover, there are no Borstal Institute or Juvenile Reformatory centres for the 3 under-trial and 4 convicted juvenile prisoners in Balochistan. There are 396 prisoners on death row in the province, 392 men and 4 women.

AZAD JAMMU & KASHMIR

As of October 2023, there are 958 inmates in seven jails of Azad Jammu & Kashmir (AJ&K). A total of 59% of the prisoners in AJ&K is under-trial. Out of seven jails, 4 prisons are operating beyond their capacity, with District Jail Bagh showing an alarming operating rate of 190.9%, signifying a critical issue of overcrowding. The overall overcrowding percentage for AJ&K stands at 43.6% (operating rate 143.6%), indicating a substantial strain on the prison infrastructure. There are 391 prisoners on death row in AJ&K, 382 men and 9 women.

ANALYSIS

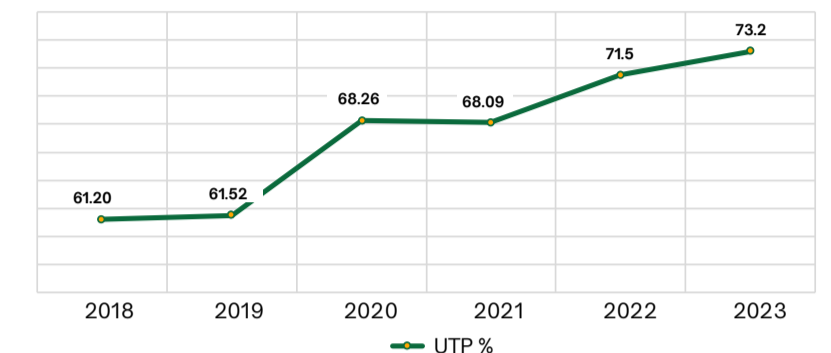
The disaggregated data, when pieced together, paints a picture of mismanagement, inefficiency, and failure to uphold the rights of persons deprived of liberty. In total, Pakistan holds 100,366 prisoners in its 127 jails. In every province, the number of under-trial prisoners exceeds the number of convicted inmates, which underscores the failure of Pakistan's bail and parole regimes, an over-reliance on custodial measures, and the pressing need to reform laws and practices related to pre-conviction detention and incarceration. Lastly, a nation-wide overcrowding rate of 152.2%, with some jails operating over 200% of their capacity, highlights the bleak conditions within which Pakistani prisoners are imprisoned.

Figure 6: Capacity Vs Prisoners - Province-wise Breakdown



Data from Pakistan's prisons demonstrates a disturbing pattern of high rates of pre-trial detention resulting in overcrowding. Out of the total prison population of 100,366 individuals in Pakistan, 76.3% are currently housed in overcrowded jails. This corresponds to 76,582 prisoners residing in conditions of jail overcrowding.

Figure 7: Under-trial Prisoners' Percentage in Pakistani Jails over the Years



Practices of over incarceration and reluctance to employ non-custodial measures add to the already grim conditions of prisons characterised by neglect, deplorable sanitation conditions, crumbling infrastructure, lack of resources, and abysmal living conditions. As of August 2023, Punjab Probation & Parole department has only 79 probation officers; whereas, there are 42,426 probationers at their disposal. According to the Punjab Probation department, roughly 500 offenders are assigned per officer; whereas, international standard is assigning 50 offenders per officer. In 2020, the Islamabad High court ruled that overcrowded prisons with compromised hygiene amounted to cruel, inhuman treatment for which the State was to be held accountable. The judgement in Khadim Hussain v. Federation of Pakistan states:

“A prisoner who is held in custody in an overcrowded prison, having lack of sanitation, tantamount to cruel and inhuman treatment for which the State ought to be accountable because it amounts to a breach of its fiduciary duty of care. Likewise, neglect of medical needs is a serious violation of Article 9 i.e. the right to life. It is implicit in Article 14 that even a condemned prisoner is to be treated in a manner that is consistent with the fundamental right guaranteed under Article 14 i.e. inviolability of integrity.”

However, meaningful reform, in pursuance of the directions issued in the ruling, is yet to follow.

Data Analysis & Research
Zille Huma, Justice Project Pakistan (JPP)
Written by
Zille Huma & Haris Zaki
Designed by
Zainab Hussain, (Communications & Design team, JPP)

Annexure A

IMPORTANT AGGREGATED STATISTICS

	Punjab	Sindh	KP	Balochistan	AJ&K	TOTAL
Total Prisoners	58534	24904	13059	2911	958	100366
Total Jails	44	26	38	12	7	127
Total Capacity	36806	13538	12160	2764	667	65935
Local Prisoners	58277	23822	13056	2874	958	98987
Operating Rate	159.0	184.0	107.4	105.3	143.6	152.2
Overcrowding %	59.0	84.0	7.4	5.3	43.6	52.2
Under -trial Prisoners (UTPs)	42175	19056	9904	1809	567	73511
Conv icted Prisoners	16102	4766	3152	1040	391	25451
UTP %	72.4	80	75.8	62.9	59.2	73.2
Foreigner Prisoners	257	1082	3	37	0	1379

Annexure B

PERCENTAGE SHARE FOR PROVINCES/ TERRITORIES

	Local Prisoners	Foreigner Prisoners	Total Prisoners	% Share
Punjab	58277	257	58534	58.3
Sindh	23822	1082	24904	24.8
KP	13056	3	13059	13.0
Baluchistan	2874	37	2911	2.9
AJ&K	958	0	958	1.0
TOTAL	98987	1379	100366	

Annexure C



OPERATING RATES (%) OF OVERCROWDED JAILS IN PAKISTAN (AS OF NOV, 2023)

Ser	Prison Name	Prisoners	Capacity	Operating Rate (%)	Overcrowding Percentage
1.	Central Jail, Lahore	3444	2360	145.9	45.9
2.	Central Jail, Gujranwala	3292	1425	231.0	131.0
3.	District Jail, Kasur	1464	596	245.6	145.6
4.	District Jail, Lahore	5175	2000	258.8	158.8
5.	District Jail, Sheikhpura	2288	982	233.0	133.0
6.	District Jail, Sialkot	2793	722	386.8	286.8
7.	Central Jail, Sahiwal	1742	1044	166.9	66.9
8.	District Jail, Okara	1174	750	156.5	56.5
9.	Central Jail, Rawalpindi	6849	2174	315.0	215.0
10.	District Jail, Attock	929	450	206.4	106.4
11.	District Jail, Gujrat	1326	537	246.9	146.9
12.	District Jail, Jhelum	798	416	191.8	91.8
13.	Sub Jail, Chakwal	267	142	188.0	88.0
14.	Central Jail Faisalabad	2599	1885	137.9	37.9
15.	District Jail Faisalabad	2152	934	230.4	130.4
16.	District Jail Jhang	1451	1008	143.9	43.9
17.	District Jail Toba Tek Singh	1044	676	154.4	54.4
18.	Central Jail Mianwali	1833	1050	174.6	74.6
19.	District Jail Sargodha	1359	584	232.7	132.7
20.	District Jail Shahpur	1021	580	176.0	76.0
21.	Central Jail, Multan	1355	1000	135.5	35.5
22.	District Jail, Khanewal	897	737	121.7	21.7
23.	District Jail, Vehari	1331	166	801.8	701.8
24.	Central Jail, Bahawalpur	1513	1434	105.5	5.5
25.	District Jail, RYKhan	880	250	352.0	252.0

Ser	Prison Name	Prisoners	Capacity	Operating Rate (%)	Overcrowding Percentage
26.	District Jail, BNagar	585	176	332.4	232.4
27.	Central Jail, DG Khan	1180	710	166.2	66.2
28.	District Jail, Muzaffargarh	846	472	179.2	79.2
29.	Central Jail Gaddani	408	223	183.0	83.0
30.	District Jail Quetta	1024	472	216.9	116.9
31.	District Jail D.M. Jamali	186	120	155.0	55.0
32.	Central Jail Mirpur	397	240	165.4	65.4
33.	District Jail Kottli	266	155	171.6	71.6
34.	District Jail Bhimber	113	90	125.6	25.6
35.	District Jail Bagh	63	33	190.9	90.9
36.	C.P.Karachi	6849	2400	285.4	185.4
37.	C.P.Hyderabad	2142	1527	140.3	40.3
38.	C.P Larkana	710	650	109.2	9.2
39.	C.P Khairpur	1325	1175	112.8	12.8
40.	D.P Malir Karachi	6052	1800	336.2	236.2
41.	D.P S.B.Abad	327	100	327.0	227.0
42.	D.P Sanghar	270	250	108.0	8.0
43.	D.P Larkana	297	150	198.0	98.0
44.	D.P Jacobabad	344	250	137.6	37.6
45.	D.P Dadu	280	250	112.0	12.0
46.	D.P Badin	701	250	280.4	180.4
47.	D.P Shikarpur	555	250	222.0	122.0
48.	D.P N/ Feroz	292	250	116.8	16.8
49.	Spl: P.Nara Hyd:	353	300	117.7	17.7
50.	W.P Sukkur	48	20	240.0	140.0